



Air Conditioning Systems

MSZ-GL SERIES
PRODUCT FLYER

NEW
PRODUCT



R32 Refrigerant

MSZ-GL Series

The standard model MSZ-GL units provide excellent energy-savings and operation is impressively quiet. A vast series line-up is ready to ensure comfortable room environments in response to your air conditioning needs.



SMALL ROOM*

Unit dimensions: 799(w) x 290(h) x 232(d) mm



MSZ-GL25VGD

Cooling Capacity: 2.5 (min 1.1 ~ 3.6kW)
Cooling Efficiency: EER:5.10/AEER:5.07
Heating Capacity: 3.2 (min 1.3 ~ 5.0kW)
Heating Efficiency: COP:4.85/ACOP:4.82

MSZ-GL35VGD

Cooling Capacity: 3.5 (min 1.1 ~ 4.1kW)
Cooling Efficiency: EER:4.12/AEER:4.10
Heating Capacity: 3.7 (min 1.6 ~ 5.1kW)
Heating Efficiency: COP:4.57/ACOP:4.55

MSZ-GL42VGD

Cooling Capacity: 4.2 (min 0.9 ~ 4.8kW)
Cooling Efficiency: EER: 3.62/AEER:3.61
Heating Capacity: 5.4 (min 1.4 ~ 6.0kW)
Heating Efficiency: COP: 3.70/ACOP:3.69

MEDIUM ROOM*

Unit dimensions: 923(w) x 305(h) x 250(d) mm



MSZ-GL50VGD

Cooling Capacity: 4.8 (min 1.5 ~ 6.2kW)
Cooling Efficiency: EER:4.10/AEER:4.09
Heating Capacity: 5.8 (min 1.6 ~ 8.0kW)
Heating Efficiency: COP:4.23/ACOP:4.22

MSZ-GL60VGD

Cooling Capacity: 6.0 (min 1.5 ~ 7.2kW)
Cooling Efficiency: EER:3.7/AEER:3.77
Heating Capacity: 6.8 (min 2.0 ~ 9.3kW)
Heating Efficiency: COP:4.07/ACOP:4.06

LARGE ROOM*

Unit dimensions: 1100(w) x 325(h) x 238(d) mm



MSZ-GL71VGD

Cooling Capacity: 7.1 (min 2.4 ~ 8.7kW)
Cooling Efficiency: EER:3.53/AEER:3.53
Heating Capacity: 8.0 (min 2.2 ~ 9.9kW)
Heating Efficiency: COP:3.83/ACOP:3.82

MSZ-GL80VGD

Cooling Capacity: 7.8 (min 2.4 ~ 9.2kW)
Cooling Efficiency: EER:3.31/AEER:3.30
Heating Capacity: 9.0 (min 2.2 ~ 11.0kW)
Heating Efficiency: COP:3.53/ACOP:3.52

* Large windows and room volume are some of the factors that may effect the performance of the air conditioning unit.



R32 Refrigerant

R32 is a refrigerant with just one-third the global warming potential of R410A, meaning less risk of harm to the environment. R32 enables increased energy efficiency, and is said to be the next generation in refrigerants.



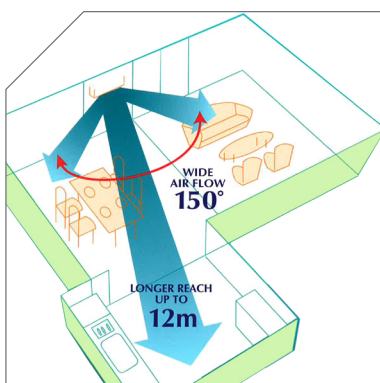
Quiet Operation

A "Quiet Mode" setting has been added to the fan speed settings, ensuring super quiet operation below 19dB for model sizes 35 and under. Perfect for the bedroom; it's so quiet you'll check to see if it's on.



i-Save Mode

"i-Save" is a setting function that recalls the preferred (preset) temperature by pressing the i-Save button on the remote controller. Press the same button twice to immediately return to the previous temperature setting. This function contributes to energy savings when, for example, leaving the room or going to bed.



Wide & Long Airflow

Wide and long airflow modes allow the airflow direction to be adjusted. These modes are simply activated at the touch of a button on your remote controller. (models 60/71/80)



Energy Efficient

We strive for the perfect balance of performance, reliability, low power consumption and a long operational life span for all our products. The airflow speed and temperature are adjusted to prevent over heating/cooling, thereby eliminating the consumption of excessive electricity.



Blue Fin Condenser

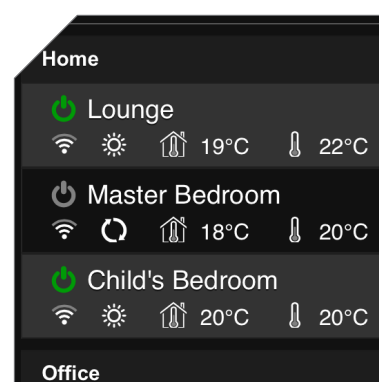
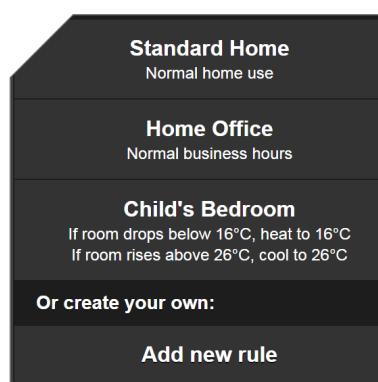
Anti-corrosion treatment has been applied to the heat exchanger of the outdoor unit. This coating slows the corrosion process of the aluminum fins, this is caused by salt in the air especially in coastal areas. (Corrosion of the heat exchanger will effect the efficiency and performance of the AC.)

Features

- » Econo Cool
- » Auto Vane
- » Pure White
- » Demand Response Capable
- » Low Temperature Cooling
- » Compact (models 25/35/42)
- » Weekly Timer
- » Auto Restart
- » Quick Clean (models 25/35/42)
- » Auto Fan Speed
- » Auto Change Over
- » Horizontal Swing
- » Vertical Swing (models 50/60/71/80)
- » Anti-Allergy Enzyme Filter
- » 24 Hour Timer
- » Operating Temperature range
Cooling at -10°C ~ 46°C
Heating at -15°C ~ 24°C

Wi-Fi Control

Wi-Fi Control unlocks the door to smarter heating or cooling, for total home comfort wherever you are. This innovative technology connects your MSZ-GL Series air conditioner to your smart-phone, tablet or Online account, giving you the freedom to fully control each unit on-the-go via an Internet connection from anywhere in the world.



Superior Customisation

This innovative technology places multiple functions of your air-conditioner at your fingertips. Turning the unit ON/OFF, adjusting set temperature, changing mode, fan speed and airflow direction are all possible.

Develop Operating Rules

Tailor your system to always meet your needs. Unlock the full potential of your air-conditioner, program your system to automatically turn on/off at specific times, change settings, and develop temperature rules to ensure superior comfort day after day.

Control Multiple Units

Customise the settings of each air conditioner in your home. Purchase multiple adapters to manage all air conditioners independently on the same account to ensure complete control over your system. The result is a tailored system to your needs.

*Additional upgrade adapter MAC-558IF required per unit

Handheld Controller

Making the most out of your air conditioner all starts with the controls, this allows you to create the comfort levels to match your demands.



Weekly Remote Controller


With an easy to read display and a variety of operating modes at the touch of a button. This controller features a weekly and 24 hour timer, to set operating times on a daily basis. The 'i-Save' mode recalls the preset temperature. This remote is included with all MSZ-GL units.




Specifications



Indoor Unit			MSZ-GL25VGD	MSZ-GL35VGD	MSZ-GL42VGD
Outdoor Unit			MUZ-GL25VGD	MUZ-GL35VGD	MUZ-GL42VGD
Power Supply (V, Phase, Hz)			230V, Single, 50Hz, Outdoor unit power supply		
Cooling	Capacity (min.-max.)	kW	1.1 - 2.5 - 3.6	1.1 - 3.5 - 4.1	0.9 - 4.2 - 4.8
	Input (min.-max.)	kW	0.19 - 0.49 - 0.99	0.19 - 0.85 - 1.18	0.17 - 1.16 - 1.90
	AEER/EER	kW	5.07 / 5.10	4.10 / 4.12	3.61 / 3.62
	Star Rating		5.5	3.5	2.5
	Running Current	A	2.6	4.0	5.3
	Sound Pressure Level	IN - dB	19 - 24 - 31 - 38 - 44	19 - 24 - 31 - 38 - 44	26 - 29 - 35 - 40 - 46
		OUT - dB	46 (59)	50 (62)	51 (64)
	Air Volume(IN)	L/S	67 - 200	67 - 200	77 - 205
Heating	Capacity (min. max.)	kW	1.3 - 3.2 - 5.0	1.6 - 3.7 - 5.1	1.4 - 5.4 - 6.0
	Input (min.-max.)	kW	0.20 - 0.66 - 1.37	0.20 - 0.81 - 1.42	0.19 - 1.46 - 1.90
	ACOP/COP	kW	4.82 / 4.85	4.55 / 4.57	3.69 / 3.70
	Star Rating		5.0	4.5	3.0
	Running Current	A	3.5	3.8	6.6
	Sound Pressure Level	IN - dB	19 - 25 - 31 - 38 - 42	19 - 25 - 31 - 38 - 45	26 - 29 - 35 - 40 - 46
		OUT - dB	49 (59)	50 (62)	52 (64)
	Air Volume(IN)	L/S	62 - 182	62 - 200	67 - 205
Starting Current		A	3.5	4.0	6.6
Max. Running Current		A	7.1	7.1	9.5
Indoor Unit	Input	W	26 / 26	26 / 26	27 / 27
	Dimensions [HxWxD]	mm	290 x 799 x 232	290 x 799 x 232	290 x 799 x 232
	Weight	kg	10	10	10
Outdoor Unit	Dimensions (HxWxD)	mm	550 x 800 x 285	550 x 800 x 285	550 x 800 x 285
	Weight	kg	33	33	34
	Breaker Size	A	10	10	10
Ext. Piping	Diameter (Gas/Liquid)	mm	9.52 / 6.35	9.52 / 6.35	9.52 / 6.35
	Max. Length/Height	m	20 / 12	20 / 12	20 / 12
Guaranteed Operating Range (Outdoor)		Cooling	-10 ~ 46 °C		
		Heating	-15 ~ 24 °C		



Indoor Unit			MSZ-GL50VGD	MSZ-GL60VGD	MSZ-GL71VGD	MSZ-GL80VGD
Outdoor Unit			MUZ-GL50VGD	MUZ-GL60VGD	MUZ-GL71VGD	MUZ-GL80VGD
Power Supply (V, Phase, Hz)			230V, Single, 50Hz, Outdoor unit power supply			
Cooling	Capacity (min.-max.)	kW	1.5 - 4.8 - 6.2	1.5 - 6.0 - 7.2	2.4 - 7.1 - 8.7	2.4 - 7.8 - 9.2
	Input (min.-max.)	kW	0.30 - 1.17 - 2.07	0.30 - 1.59 - 2.30	0.48 - 2.01 - 3.20	0.48 - 2.36 - 3.20
	AEER/EER	kW	4.09 / 4.10	3.77 / 3.77	3.53 / 3.53	3.30 / 3.31
	Star Rating		4.0	3.0	2.5	2.0
	Running Current	A	5.2	7.1	8.8	10.8
	Sound Pressure Level	IN - dB	28 - 33 - 39 - 44 - 49	29 - 37 - 41 - 45 - 49	30 - 37 - 41 - 45 - 49	30 - 37 - 41 - 45 - 53
		OUT - dB	54 (69)	55 (69)	55 (69)	55 (69)
	Air Volume(IN)	L/S	113 - 282	107 - 268	153 - 290	153 - 290
Heating	Capacity (min. max.)	kW	1.6 - 5.8 - 8.0	2.0 - 6.8 - 9.3	2.2 - 8.0 - 9.9	2.2 - 9.0 - 11.0
	Input (min.-max.)	kW	3.4 - 1.37 - 2.68	0.03 - 1.67 - 2.84	0.42 - 2.09 - 3.65	0.43 - 2.55 - 3.65
	ACOP/COP	kW	4.22 / 4.23	4.06 / 4.07	3.82 / 3.83	3.52 / 3.53
	Star Rating		3.5	3.5	3.0	2.5
	Running Current	A	6.1	7.4	9.1	11.3
	Sound Pressure Level	IN - dB	28 - 33 - 38 - 43 - 48	29 - 37 - 41 - 45 - 51	30 - 37 - 41 - 45 - 51	30 - 37 - 41 - 45 - 51
		OUT - dB	56 (69)	55(69)	55(69)	55(69)
	Air Volume(IN)	L/S	113 - 282	107 - 290	163 - 340	163 - 340
Starting Current		A	6.1	7.4	9.1	11.3
Max. Running Current		A	14.3	14.3	16.5	16.3
Indoor Unit	Input	W	34 / 34	35 / 41	36 / 45	55 / 45
	Dimensions [HxWxD]	mm	305 x 923 x 250	305 x 923 x 250	325 x 1100 x 238	325 x 1100 x 238
	Weight	kg	12.5	13	15.5	15.5
Outdoor Unit	Dimensions (HxWxD)	mm	880 x 840 x 330	880 x 840 x 330	880 x 840 x 330	880 x 840 x 330
	Weight	kg	53	53	55	55
	Breaker Size	A	16	16	20	20
Ext. Piping	Diameter (Gas/Liquid)	mm	9.52 / 6.35	12.7 / 6.35	12.7 / 6.35	12.7 / 6.35
	Max. Length/Height	m	30 / 15	30 / 15	30 / 15	30 / 15
Guaranteed Operating Range (Outdoor)		Cooling	-10 ~ 46 °C			
		Heating	-15 ~ 24 °C			



MitsubishiElectric.com.au

Printed November 2015

The specifications and information in this flyer are subject to change without notice. Colours depicted in this flyer may vary slightly. Images are for illustrational purposes only.